

# Intensity

By Hanita Lenses

Vision Redefined



---

INSIGHTFUL INNOVATION

# About

**Hanita is a global leader in innovative solutions for cataract surgery.**

**Intensity lens** employs Dynamic Light Utilization technology for maximal light efficiency that transcends the traditional boundaries of conservative diffractive IOL patterns, bringing unprecedented vivid vision to cataract patients.

A revolution in ophthalmic optics, Intensity IOL - as its name suggests - enables intensified vision with far, intermediate and near visual acuity with no compromise at any distance from infinity to 40 cm. Intensity increases quality of life for cataract patients enabling them to perform the full range of day to day activities.



# Vision Redefined

Intensity combines four core elements that together revolutionize and redefine vision for cataract patients and their surgeons.



A new generation of presbyopia correcting IOL with maximum light intensity utilization for clear vision throughout the whole range of functional vision

$$\int \vec{\nabla} \times (\mathbf{A}) = \oint$$

Dynamic Light Utilization Technology based on Hanita Lenses proprietary algorithm



Smooth & symmetrical 5 foci distribution and 12 steps in different heights



Pupil aperture optimization

Dynamic Light  
Utilization

Smooth  
lens profile

Optimal light  
distribution

Best light  
utilization

Continuous  
vision

High  
quality

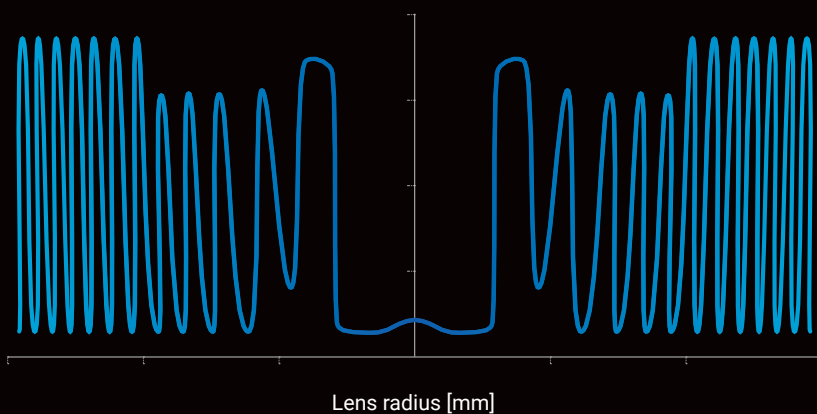
No side  
effects

# Intensity technology

Minimal side effects. Maximum quality.  
Continuous functional vision range.

## Accurate Polish-Free Production Process

The Intensity lens is manufactured using a proprietary lathe process designed to enable maximum accuracy of both the lens profile and its diffractive rings. Through this lathe process, the lens reaches optimal sharpness and is an identical replica of the profile design for maximal contrast sensitivity.




## Lens Profile

The lens has a special profile that enables the creation of continuous, uninterrupted vision throughout the entire vision range. The profile is built of smooth shapes with a total of 12 steps with a central ring in 1mm diameter. Step heights vary along the lens radius with a maximum step height 3.6 microns.


## Sharpest Square Edge

The novel manufacturing technology enables to achieve exceptionally sharp 360° square edge, proven to be effective against PCO along with a wide-angle contact with the capsular bag.



## Pupil Aperture Optimization

The lens profile consists of three zones, each of which is optimized by the Dynamic Light Utilization algorithm. Multiple areas allow for better performance, diverse pupil sizes and all lighting conditions. The special division of zones, derived from the Dynamic Light Utilization Algorithm, helps to obtain higher MTF values at far vision for large pupils.

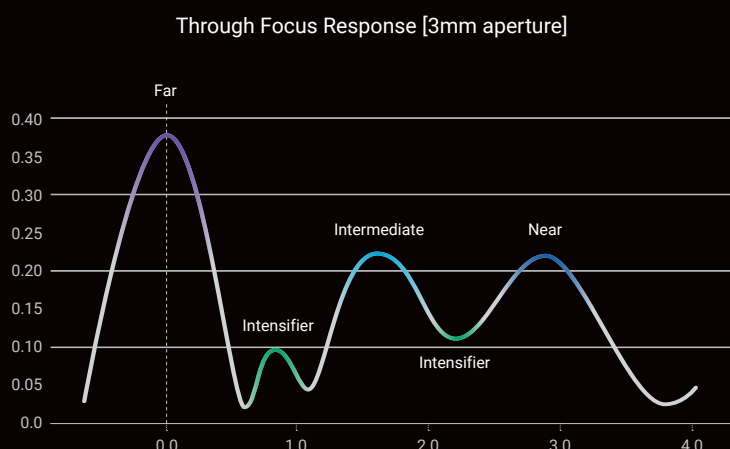
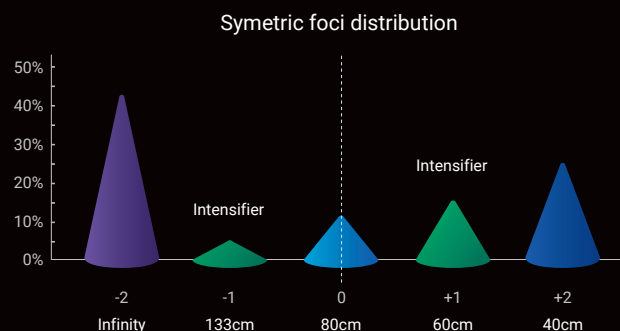


### Dynamic Light Utilization (DLU)

Intensity's proprietary iterative algorithm works on a concept of multiple loops between target plane and source plane in order to maximize light intensity utilization. It proposes phase solutions at the source plane in order to get the desired target intensity and results.

## Optimal Light Distribution

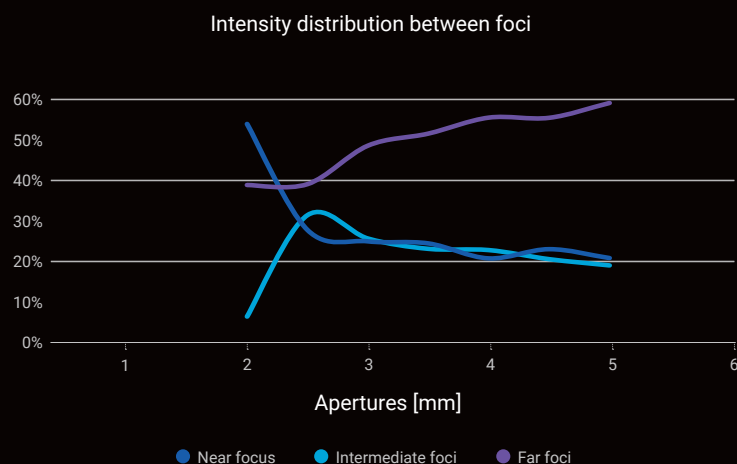
Intensity is the first lens with a Symmetric foci distribution around the zero order. Based on a unique proprietary design developed using the Dynamic Light Utilization algorithm, the modulated transfer function (MTF) is increased in the area between far-intermediate and intermediate to near, enabling a continuous defocus curve.



## Through Focus Response

The through focus response represents MTF values in the vertical axis and the position of diopters in the horizontal axis. MTF is used to obtain information on the ability of a given IOL to transfer detail from an object to an image in a certain resolution.

\* 5 foci of the lens, far intermediate and near. Intensifiers are 0.9D and +2D.

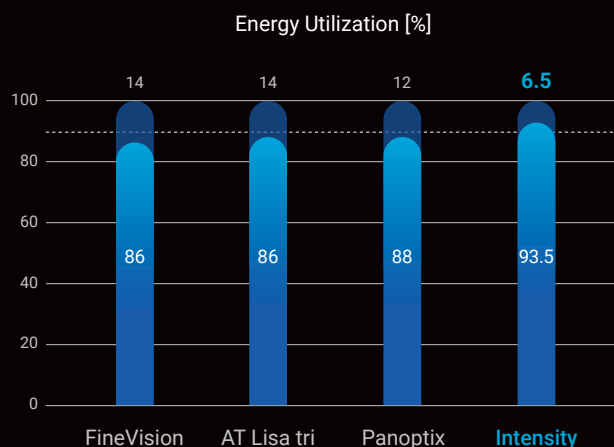


## Distribution between foci

According to the light distribution in different apertures employing the Dynamic Light Utilization technology the near focus intensity does not compromise the far and Intermediate foci, the lens achieves an optimal light distribution between foci.

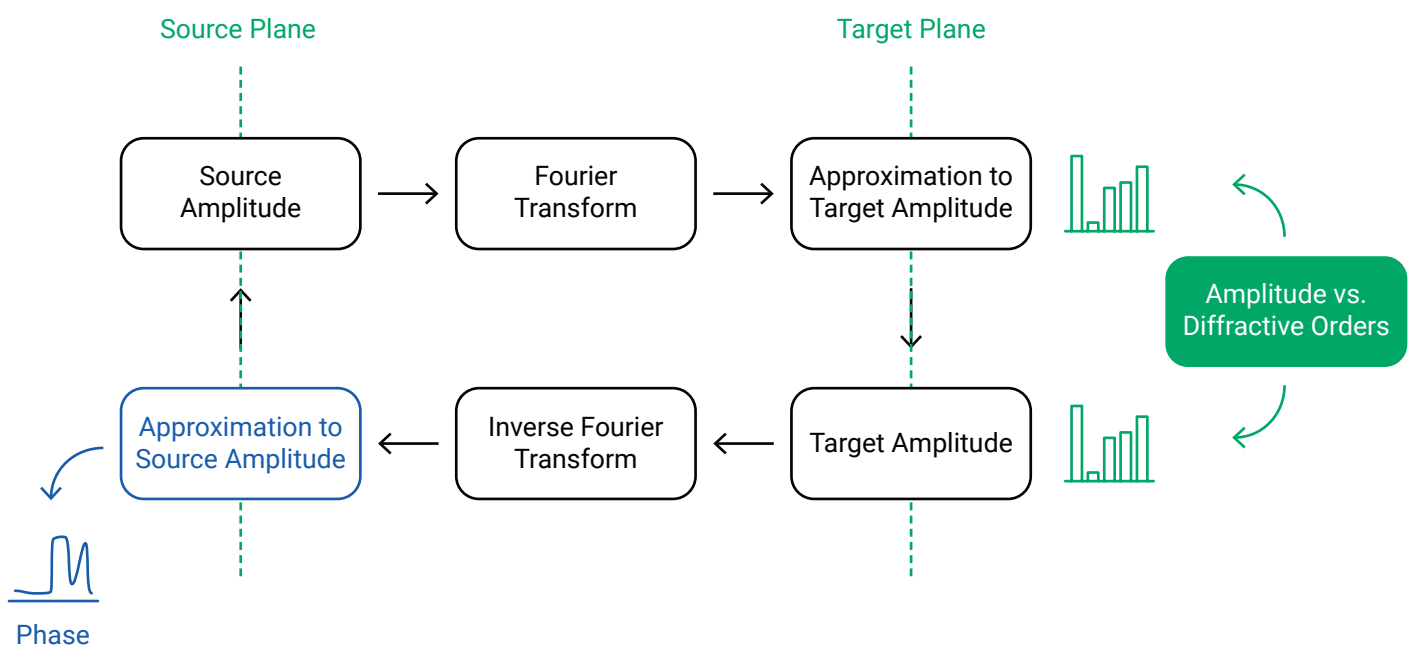
## Maximum Light Utilization

The lens profile is highly energy efficient with 46% less energy lost in comparison to competing lenses, potentially decreasing visual disturbances and intensifying vision in patients' daily life.







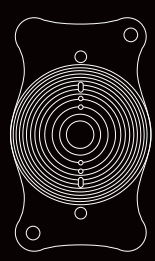



# Dynamic Light Utilization





# Lens specification

## Intensity optimized DLU algorithm

Lens model	INTENSITY SL	INTENSITY BN	INTENSITY Toric	INTENSITY SL HP	INTENSITY BN HP	INTENSITY Toric HP
Drawing						
Description	Posterior chamber IOL					
Total diameter	13mm	11mm	11 mm (>16D) 11.5 mm (≤16D)	13 mm	11mm	13 mm
Optic diameter	6 mm					
Angulation	5°		0°	5°		
Power range	10.0D to 30.0D (0.5D increments)		10 to 30D (0.5D increments) Cyl: 1	+17.5 to +27 (0.5D increments)		+19.5 to +27 (0.5D increments) Cyl: 1
Addition powers	+1.5, +3					
Optic design	Posterior surface: Aspheric - Diffractive Anterior surface: Spherical/Toric Pupil aperture optimized					
Material	Hydrophilic acrylic 25% water			Hydrophobic acrylic glistening free		
Refractive index	1.46 (hydrated @ 35°c)			1.48 (hydrated @ 35°c)		
Sterilization	Steam			ETO		
Spherical aberration	-0.13μ					
Light filtration	Natural Yellow Violet Filter					



For clinical research results,  
please scan the QR code.



Hanita Lenses

Kibbutz Hanita 2288500 | [marketing@hanitalenses.com](mailto:marketing@hanitalenses.com)

[www.hanitalenses.com](http://www.hanitalenses.com)

Tel +972 4 9950700

Fax +972 4 9950755

© 2021 Hanita Lenses. The information contained herein is subject to change without notice.  
Hanita Lenses shall not be liable for technical or editorial errors or omissions contained herein.

GRA – 0000579 | 109/21